

BlackBerry APN Setting

(Only use for 3G connection)

Situation 1: when using 3G, please make sure that Wi-Fi is off and APN is on. Then, continue the APN setting.

Situation 2: when using Wi-Fi, there is no need to set APN.

Where is APN

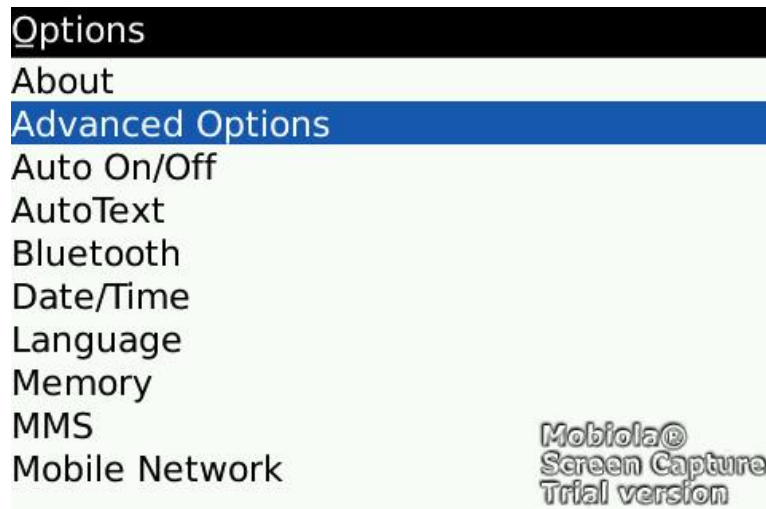
On most of the devices, it is in “Options” → “TCP”.

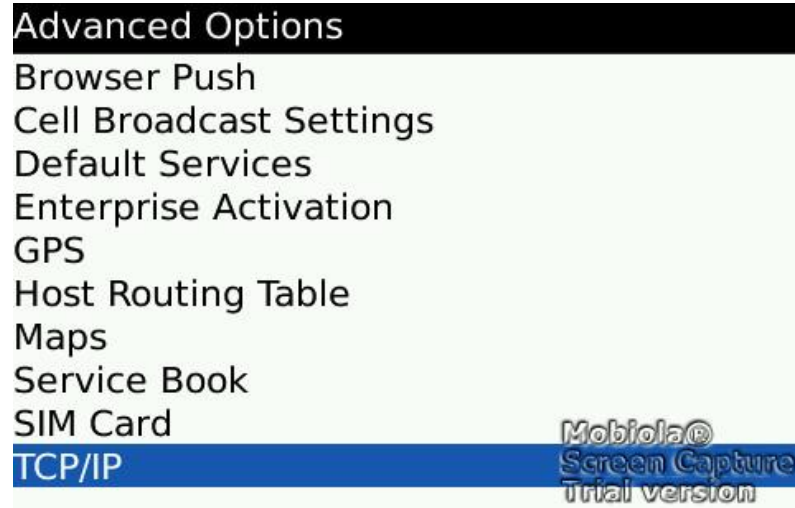
On 7100 BlackBerry devices, it is in “Tools” → “Settings” → “TCP”.

On 8700 BlackBerry devices, it is in “Settings” → “Options” → “Advanced Options” → “TCP”.

APN Setting (Take “Blackberry Bold 9000” as an example)

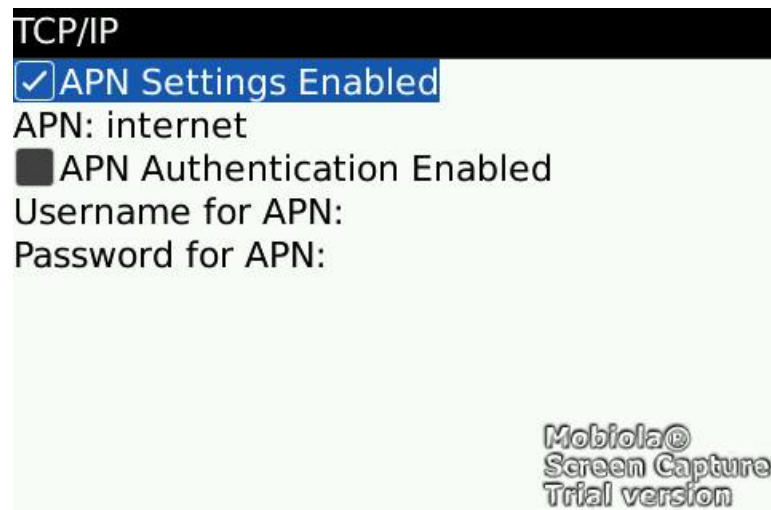
1. Click “Option”, and select “Advanced Option” and then “TCP/IP”.





2. As you are in the TCP/IP page, turn on APN.

Then, enter the name, gateway and the port of your carrier mobile phone company if it is needed.



To learn more about APN setting for different service providers in different countries, please check with your carrier mobile phone company, or one of the following websites:

- http://forums.pinstack.com/f24/tcp_apn_wap_gateway_port_carrier_settings-360/

TCP, APN, WAP, Gateway and Port Carrier Settings

Last updated: Feb 6th 2010 PM me any corrections

AT&T

APN: wap.cingular
Username: WAP@CINGULARGPRS.COM
Password: CINGULAR1

AT&T Expanded

Name: AT&T
APN: wap.cingular
Proxy: leave blank
Port: leave blank
Username: WAP@CINGULARGPRS.COM
Password: CINGULAR1
Server: leave blank
MMSC: <http://mmsc.cingular.com>
MMS Proxy: wireless.cingular.com
MMS Port: 80
MCC: 310
MNC: 410 (note. this could also be 310, 41 or 15)
APN Type: leave blank

- <http://www.webmessenger.com/support/APN.jsp>

Choose your country of location and get your Access Point Name settings.

USA ▼

Choose country

Carrier: **AT&T** ([USA](#))

APN: **proxy**

User name:

Password:

Carrier: **AT&T (VPN)** ([USA](#))

APN: **public**

User name:

Password:

Carrier: **Bell Mobility** ([USA](#))

APN: **internet.com**

User name:

Password:

Carrier: **Cincinnati Bell** ([USA](#))

APN: **wap.gocbw.com**

User name: **cbw**

Password:

Carrier: **Cingular** ([USA](#))

APN: **isp.cingular**

User name: **ISPDA@CINGULARGPRS.COM** or **ISP@CINGULARGPRS.COM**

Password: **CINGULAR1**